


PLUNGER PUMPS



**CARTER
PUMP**

Simply Reliable.



Over seventy years ago, the Carter Pump was introduced to the water & wastewater treatment market by the Ralph B. Carter Company to handle raw and activated sludge and slurries produced during the treatment processes. Today the Carter Pump is widely recognized as the most reliable positive displacement pump utilized by treatment facilities around the world.

Since that time the Carter Pump has been installed into thousands of tough and demanding applications involving various sludge and slurries in industrial

and municipal facilities. The simple but rugged mechanical design, reduced operating speeds, and quality materials of construction enabled these pumps to provide years and in many cases decades of dependable service. Many of the Carter Plunger pumps installed twenty, thirty, and even forty years ago, are still being utilized by wastewater treatment facilities today.

The Carter plunger pumps are available in a wide range of materials to provide superior wear resistance and years of extended service life in tough applications

involving solids or sludge. Special materials are available for corrosive, highly abrasive, or aggressive applications. For more information about special materials contact the factory or your local authorized representative.

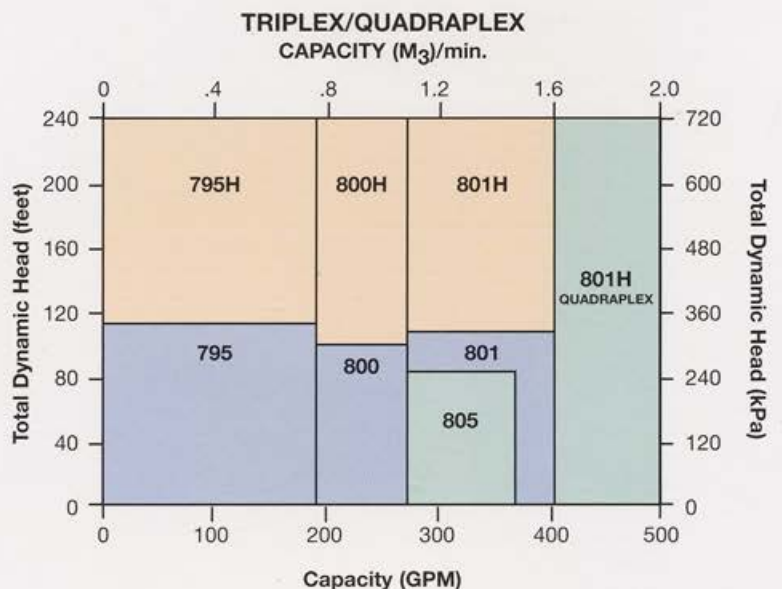
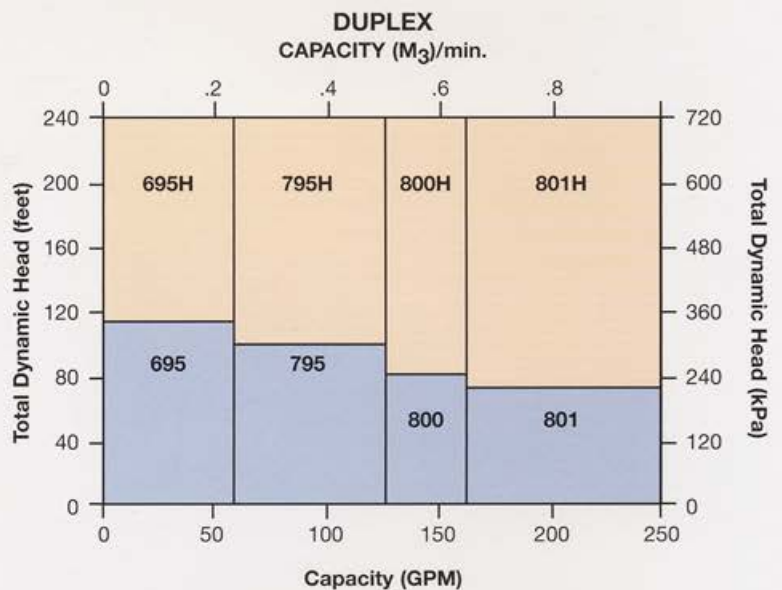
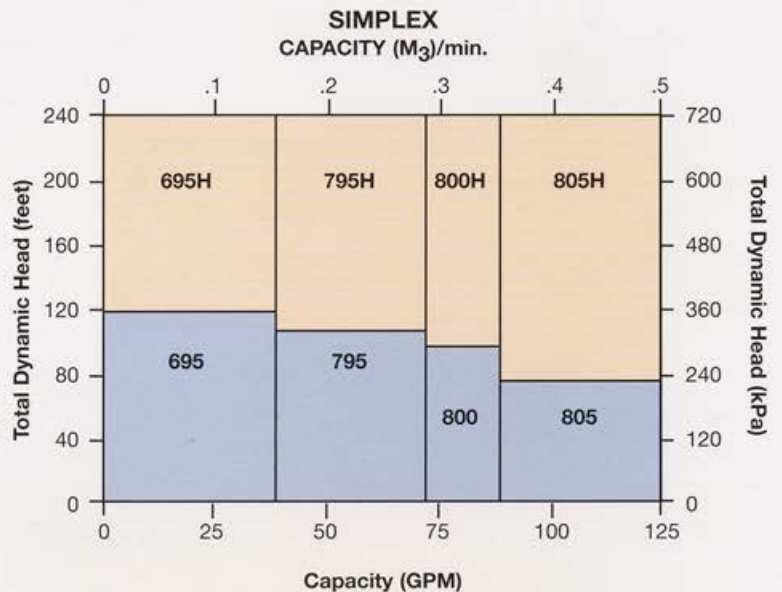
The simple modular mechanical design makes it easy to install, operate and maintain a Carter Pump. Carter offers complete technical support and repair services through a global network of factory service engineers and representatives to assist with installation, training, and pump repairs or re-builds.

PROVEN PERFORMANCE.

The plunger pump is available in five different sizes, in simplex, duplex, triplex and quadraplex configurations to cover a wide range of applications. This extensive matrix of sizes and configurations enables us to select and manufacture the most effective pump for each specific application. Special configurations are available to handle most requirements. Current pump models offer flows through 500 gallons per minute, discharge heads to 240 feet, with suction lifts to 15 feet.

PROVEN RELIABILITY.

In 1991 Carter Pump became a division of Coffin Turbo Pump, a leader in engineered high-pressure turbine driven pumps utilized in the marine, power generation and industrial markets. Increased engineering resources and advanced machining capabilities available through Coffin Turbo Pump have led to further improvements in the Carter product line, reducing routine maintenance, improving efficiency and making more products and sizes available to meet the expanding flows of the wastewater industry.



800-568-9798

www.carterpump.com

KEY DESIGN FEATURES & BENEFITS

Modular Pump Assembly

Pump body, Stuffing Box, Valve Chambers, Elbows and Manifold are designed as independent castings, allowing for the easy removal of each part without disturbing the system piping or the pumps eccentric shaft.

Plunger Design

Conical Bottom Faced Plungers are cast from Class 35 ASTM A48 Close Grained Cast Iron, design provides enhanced flow by efficiently directing fluid to discharge ports. Each plunger is fitted with drain plug, which can be conveniently accessed through the top of the plunger.

Split Cylinder Assembly

Unique design features independent cast pump body and stuffing box, the stuffing box utilizes a deep register fit to provide a positive alignment into the pump body. The extended length design of the stuffing box eliminates the exposure of parting lines throughout the entire stroke of the plunger and leakage typically found in flange to flange designs.

Heavy Duty Check Valves & Replaceable Seats

Heavy-duty casting and high molecular weight urethane check balls for extended service life even in abrasive fluid applications. Valve Seats feature a minimum of $\frac{3}{8}$ inch raised section with convex radius face for positive seating of valve ball. Seats are designed to be removed through the valve body without disturbing piping.

Multiple Stroke Length Adjustments

Up to 14 different stroke adjustments to meet wider range of flow conditions.

Zero Shaft Overhang

Pump shaft is equally supported by bearings on both sides of eccentric, reducing shaft deflection and extending bearing and pump life.

Large Suction & Discharge Pulsation Dampeners

Oversized design with large port entry reduces system pulsation and evens flow

Sampling Valves

Suction Gate valve is standard for easy drainage and/or sampling from system.

Lifting Lugs

Are standard on all models for ease of handling.



Direct coupled gear motors eliminate belts and sheaves, reducing footprint and maintenance

Large Precision machined Eccentric offers up to 14 different stroke length adjustments.



Self-aligning shaft bearings on both sides of eccentric reduces shaft deflection, extended plunger and cylinder service life.




Large volume Suction & Discharge Flow Stabilizers



Precision machined cast iron plungers are available in a wide range of materials.



Split Cylinder has extended register fit to insure proper assembly, alignment and performance.



Easy access check valves have replaceable seat and abrasion resistant urethane balls.

Each pump is mounted on a heavy duty rigid baseplate with a drip lip edge and drain.

CUSTOMER SERVICE BEGINS AFTER THE SALE.

Carter Pump recognizes the importance of a good customer support and service, because even the best pump can breakdown

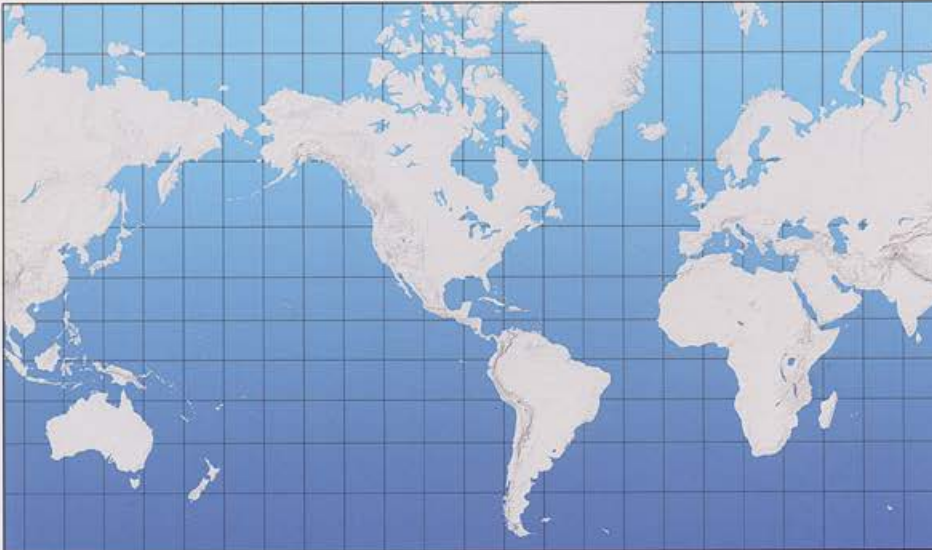
or require some type of maintenance during its service life. To meet that possibility, Carter maintains a large and complete inventory of

parts for all models and sizes. With most parts orders shipped in 24 hours or less from the factory or your local representative's

inventory.

While the maintenance required on the Carter plunger Pump is minimal and easy to perform, Carter offers a global network of field service engineers and factory trained technicians to assist with installation, start up, personnel training and on-site maintenance when required.

For more information on Carter Plunger Pumps or other Carter Products contact the factory at 800-568-9798 ext. 298 or visit our website at www.carterpump.com.



OTHER CARTER PRODUCTS

PNEUMATIC EJECTORS: Heavy duty ejectors and engineered packaged systems for municipal and industrial applications. Capacities range from 30 to 600 GPM. Discharge pressures to 50 PSI. Ejectors are covered by a 30 year warranty. Available in a wide range of materials of construction.

DIAPHRAGM PUMPS: Sealless rugged diaphragm pumps and engineered systems for municipal and industrial applications. Pumps offer flows to 200 USGPM. Discharge pressures to 50 feet. Suction lift capabilities to 10 feet.

CARTER PUMP

Division of Coffin Turbo Pump, Inc.

326 South Dean Street
Englewood, NJ 07631
Tel. (201)-568-4700
Fax. (201)-568-1313

800-568-9798

www.carterpump.com